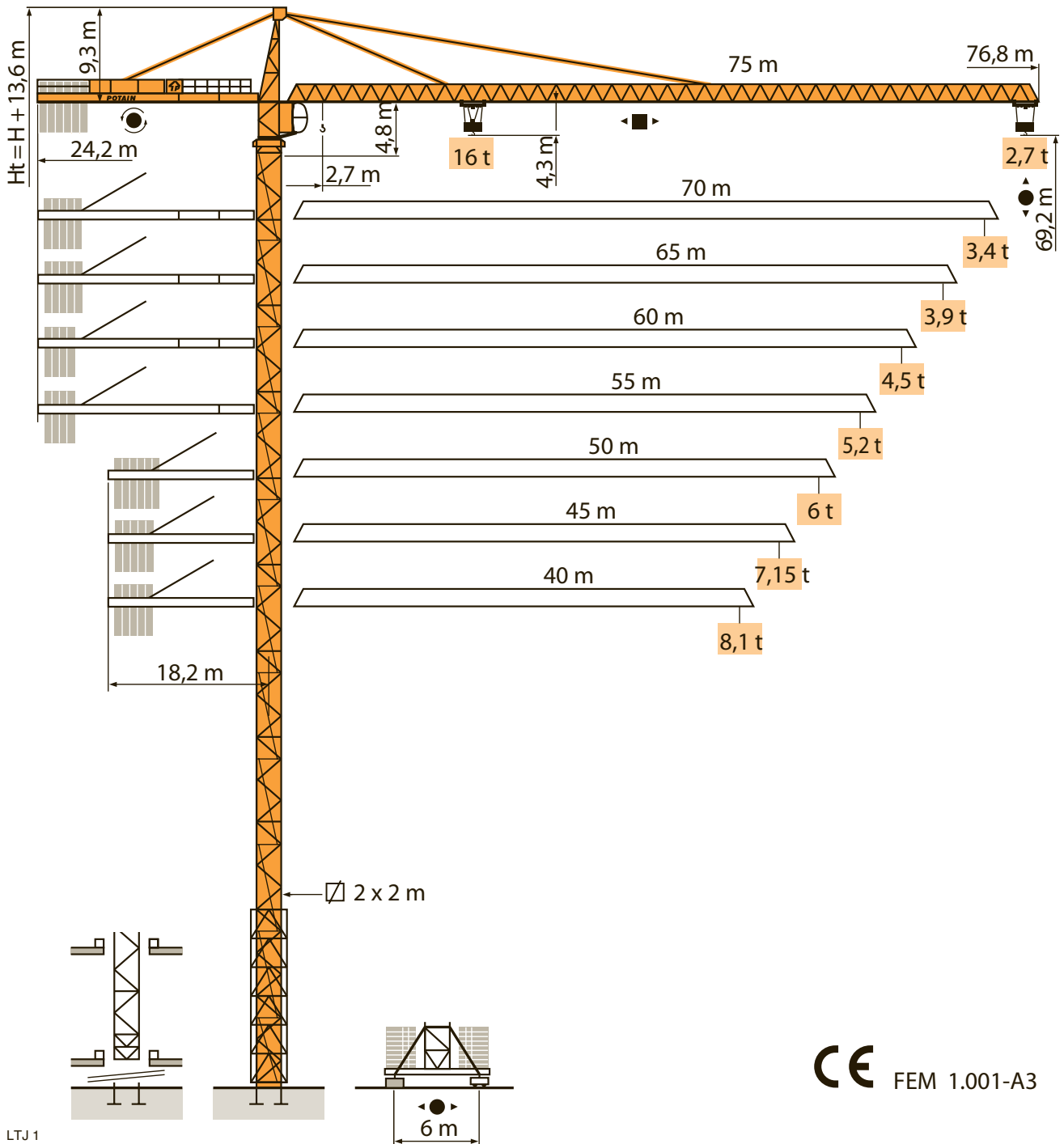


# MD 345 B L16



CE FEM 1.001-A3

LTJ1

Mat / Réactions (F)   
 Maste / Eckdücke (D)

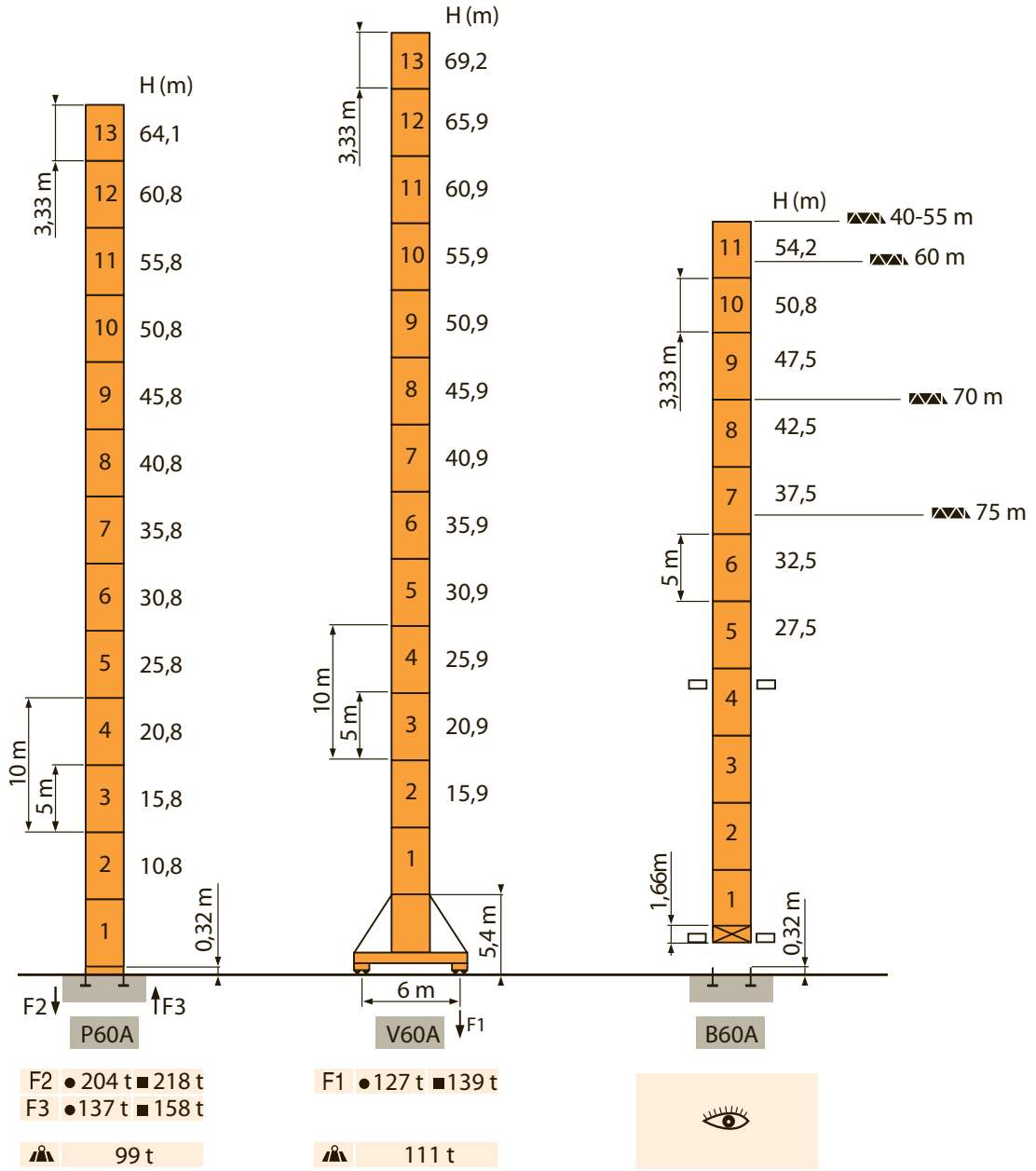
Masts / Reactions (GB)   
 Mástil / Reacciones (E)

Torre / Reazioni (I)   
 Tramo/Reações (P)



□ 2 m   
 MD 345B L16

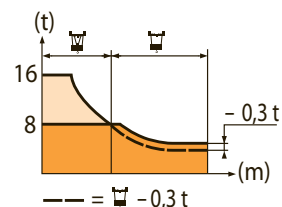
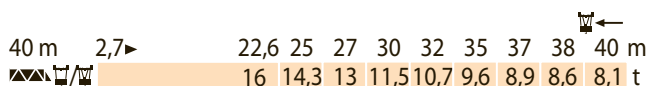
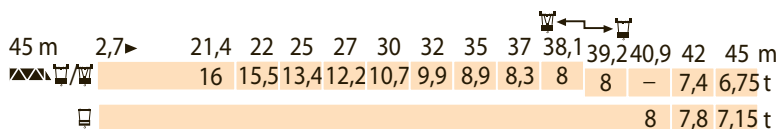
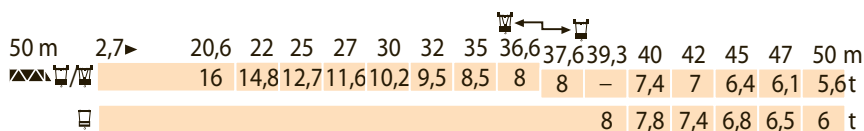
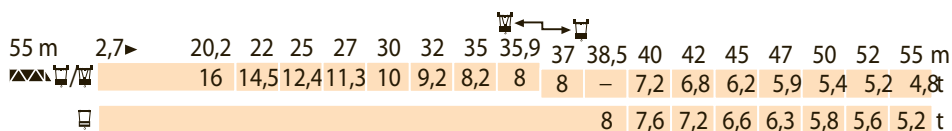
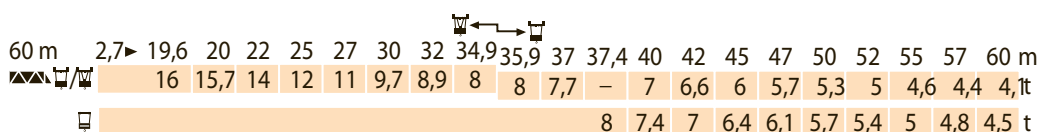
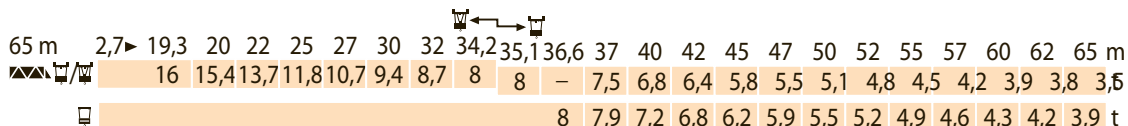
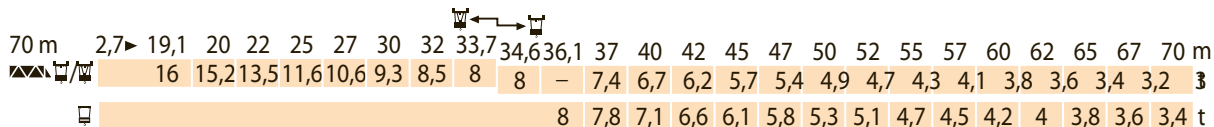
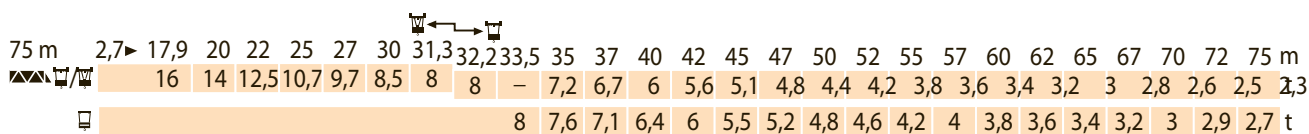
▲▲▲ 40 m → 75 m




LTJ1

| Icon | French   | German   | English  | Spanish   | Italian  | Portuguese  |
|------|--|--|--|---|--|---|
| 👁️   | Voir télescopage sur dalles  | Siehe Kletterkrane im Gebäude  | See climbing crane   | Vea grua trepadora  | Consultare gru in cavedio  | Ver telescopagem sobre lages  |
| ●    | Réactions en service   | Reaktionskräfte in Betrieb   | Reactions in service   | Reacciones en servicio  | Reazioni in servizio   | Reações em serviço  |
| ■    | Réactions hors service   | Reaktionskräfte außer Betrieb  | Reactions out of service   | Reacciones fuera de servicio  | Reazioni fuori servizio  | Reações fora de serviço   |
| 👤    | A vide sans lest (ni train de transport) avec fleche et hauteur maximum. | Ohne Last, Ballast (und Transportachse) mit Maximalausleger und Maximalhöhe. | Without load, ballast (or transport axles), with maximum jib and maximum height. | Sin carga, sin lastre, (ni tren de transporte), flecha y altura máxima. | A vuoto, senza zavorra con braccio massimo sem lastro e altezza massima. | Sem carga (nem trem de transporte) de transporte) e altura máximas. |

|                    |   |                  |    |                 |   |
|--------------------|---|------------------|----|-----------------|---|
| Courbes de charges | F | Load diagrams    | GB | Curve di carico | I |
| Lastkurven         | D | Curvas de cargas | E  | 負荷曲线            | C |

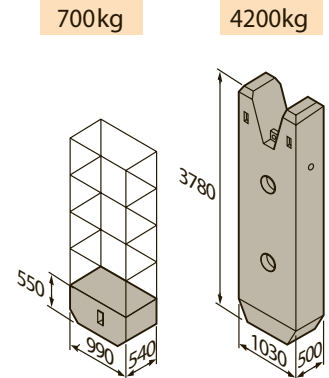


|               |   |           |    |            |   |
|---------------|---|-----------|----|------------|---|
| Ancrages      | F | Anchorges | GB | Ancoraggio | I |
| Verankerungen | D | Anclaje   | E  | 附着         | C |



|                       |   |                         |    |             |   |
|-----------------------|---|-------------------------|----|-------------|---|
| Lest de contre-flèche | F | Counter-jib ballast     | GB | Contrappeso | I |
| Gegenauslegerballast  | D | Lastre de contra flecha | E  | 平衡臂重        | C |

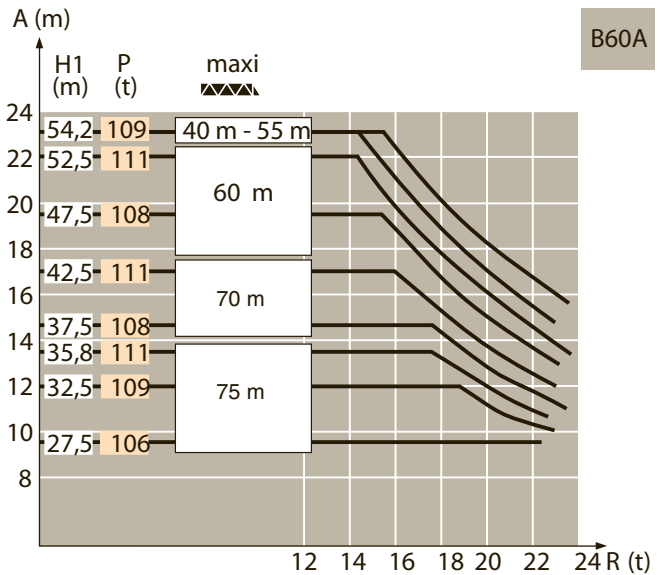
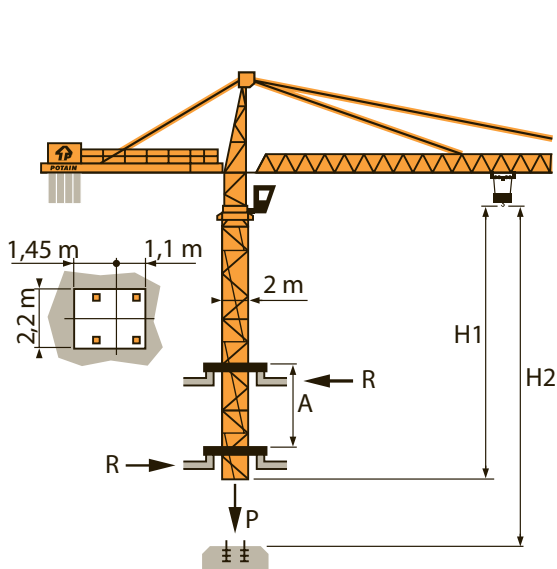
| Icon        | Icon   | 55 RCS-70 RCS-50 LVF-75 LVF |       |        | 120 LCC |       |        |
|-------------|--------|-----------------------------|-------|--------|---------|-------|--------|
|             |        | 4200kg                      | 700kg | ▲ (kg) | 4200kg  | 700kg | ▲ (kg) |
| 75 m        | 24,2 m | 5                           | 1     | 21 700 | 4       | 5     | 20 300 |
| 70 m        | 24,2 m | 4                           | 3     | 18 900 | 4       | 1     | 17 500 |
| 65 m        | 24,2 m | 4                           | 1     | 17 500 | 3       | 5     | 16 100 |
| 60 m        | 24,2 m | 3                           | 3     | 14 700 | 3       | 1     | 13 300 |
| 55 m        | 24,2 m | 3                           | 1     | 13 300 | 2       | 5     | 11 900 |
| 50 m (B60A) | 24,2 m | 3                           | -     | 12 600 | 2       | 4     | 11 200 |
| 50 m        | 18,2 m | 5                           | 1     | 21 700 | 4       | 5     | 20 300 |
| 45 m        | 18,2 m | 4                           | 3     | 18 900 | 4       | 1     | 17 500 |
| 40 m        | 18,2 m | 4                           | -     | 16 800 | 3       | 4     | 15 400 |



|              |   |                |    |                 |   |
|--------------|---|----------------|----|-----------------|---|
| Lest de base | F | Base ballast   | GB | Zavorra di base | I |
| Grundballast | D | Lastre de base | E  | 压重              | C |

| □ 2 m | V 60 A | H (m) | 69,2 | 65,9 | 60,9 | 55,9 | 50,9 | 45,9 | 40,9 | 35,9 | 30,9 | 25,9 | 20,9 | 15,9 |
|-------|--------|-------|------|------|------|------|------|------|------|------|------|------|------|------|
|       |        | ▲ (t) | 108  | 108  | 108  | 108  | 108  | 108  | 96   | 96   | 96   | 96   | 84   | 84   |

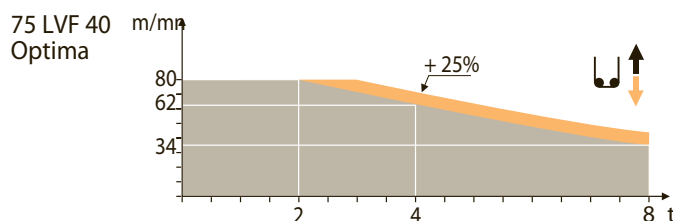
|                         |   |                              |    |                |   |
|-------------------------|---|------------------------------|----|----------------|---|
| Télescopage sur dalles  | F | Climbing crane               | GB | Gru in cavedio | I |
| Kletterkrane im Gebäude | D | Telescopage gruas trepadoras | E  | 楼板上顶升          | C |



|    |                               |   |                               |    |                              |   |
|----|-------------------------------|---|-------------------------------|----|------------------------------|---|
| A  | Distance entre cadres         | F | Distance between collars      | GB | Distanza fra i telai         | I |
| H1 | Hauteur grue                  |   | Crane height                  |    | Altezza gru                  |   |
| P  | Poids de la grue (en service) |   | Crane weight (in service)     |    | Peso della gru (in servizio) |   |
| R  | Réaction horizontale          |   | Horizontal reaction           |    | Reazione orizzontale         |   |
| A  | Abstand zwischen den Rahmen   | D | Distancia entra marcos        | E  | 各附着框之间距离                     | C |
| H1 | Kranhöhe                      |   | Altura grúa                   |    | 工作状态塔机高度                     |   |
| P  | Krangewicht (in Betrieb)      |   | Peso de la grúa (en servicio) |    | 工作状态塔机重量                     |   |
| R  | Horizontalkräfte              |   | Reaccion horizontal           |    | 水平反力                         |   |

|            |  |            |  |            |  |
|------------|--|------------|--|------------|--|
| Mécanismes |  | Mechanisms |  | Meccanismi |  |
| Antriebe   |  | Mecanismos |  | Mecanismos |  |

|                        |                                     |                                       |                                       |    |     |     |     |                                       |                 |     |    |    |     | ch - PS<br>hp | kW     |         |       |
|------------------------|-------------------------------------|---------------------------------------|---------------------------------------|----|-----|-----|-----|---------------------------------------|-----------------|-----|----|----|-----|---------------|--------|---------|-------|
|                        | 75 LVF40 Optima                     | m/min                                 | 2,6                                   | 11 | 34  | 44  | 62  | 80                                    | 1,3             | 5,3 | 17 | 22 | 31  | 40            | 75     | 55      | 553 m |
|                        | t                                   | 8                                     | 8                                     | 8  | 6   | 4   | 2   | 16                                    | 16              | 16  | 12 | 8  | 4   |               |        |         |       |
|                        | 150 LCC 40                          | m/min                                 | 68                                    | 82 | 102 | 136 | 162 | 34                                    | 41              | 51  | 68 | 81 | 150 | 110           | 596 m  |         |       |
|                        | t                                   | 8                                     | 6                                     | 4  | 2   | 1   | 16  | 12                                    | 8               | 4   | 2  |    |     |               |        |         |       |
|                        | 6 DVF 6                             | m/min                                 | 0 → 42(16 t) 0 → 84(8 t) 0 → 100(4 t) |    |     |     |     |                                       |                 |     |    |    |     |               | 5,5    | 4       |       |
|                        | RVF 182 OPTIMA                      | tr/min<br>U/min<br>rpm                | 0 → 0,7                               |    |     |     |     |                                       |                 |     |    |    |     |               | 2 x 12 | 2 x 9   |       |
|                        | V 60 A<br>RT 544<br>A1 2V<br>R 13 m | m/min                                 | 13,5 - 27                             |    |     |     |     |                                       |                 |     |    |    |     |               | 4 x 7  | 4 x 5,2 |       |
| CEI 38                 | IEC 38                              | STANDARD                              | <b>kVA</b>                            |    |     |     |     | PILOT                                 |                 |     |    |    |     |               |        |         |       |
| 400 V (+6% -10%) 50 Hz |                                     | 75 LVF : 100 kVA<br>150 LCC : 175 kVA |                                       |    |     |     |     | 75 LVF : 100 kVA<br>150 LCC : 175 kVA | 84/534 - 87/405 |     |    |    |     |               |        |         |       |



LTJ 1

|  |   |  |   |  |   |  |   |  |  |  |   |  |
|--|---|--|---|--|---|--|---|--|--|--|---|--|
|  | Levage  |  | Heben   |  | Hoisting  |  | Elevación   |  | Sollevamento   |  | Elevação  |  |
|  | Distribution  |  | Katzfahren  |  | Trolleying  |  | Distribución  |  | Distribuzione  |  | Distribuição  |  |
|  | Orientation   |  | Schwenken   |  | Slewing   |  | Orientación   |  | Rotazione  |  | Rotação   |  |
|  | Translation   |  | Kranfahren  |  | Travelling  |  | Traslación  |  | Traslazione  |  | Translação  |  |
|  | Conforme aux directives CEE 84/534 et 87/405 sur le niveau acoustique |  | Gemäss EWG-Richtlinien 84/534 und 87/405 auf den Schall-Leistungspegeln |  | In compliance with the EEC 84/534 and 87/405 Instructions noise level |  | Conforme con las directivas CEE 84/534 y 87/405 sobre el nivel acústico |  | Conforme alle direttive CEE 84/534 e 87/405 sul livello acustico |  | Conforme as directivas CEE 84/534 e 87/405 sobre o nível acústico |  |
|  | Fonction Dialog Pilot possible  |  | Funktion Dialog Pilot möglich   |  | Dialog Pilot function possible  |  | Funcion Dialog Pilot Posible  |  | Possibilità di funzione Dialog Pilot                             |  | Função Dialog Pilot possivel                                      |  |

Torenkraan  
Grue à tour  
Turmdrehkran  
Tower crane

# MD 345 B L16



**ARCOMET**

Industrieweg 139 - 3583 Paal-Beringen - BELGIUM - T +32 (0)11 450 950 - EMAIL [arcomet@arcomet.com](mailto:arcomet@arcomet.com) - [www.arcomet.com](http://www.arcomet.com)

**POTAIN**